

Messengers of Peace – Hong Kong

This Circular supersedes International Circular No. 03/2016 issued on 15 January 2016.

The World Scout Committee launched the World Scouting’s Messengers of Peace (MoP) Initiative since 2011 with the aims of inspiring millions of Scouts who are doing amazing things in their local communities to tell the world about it, thus inspiring other Scouts to do even more. Any Scout project that brings a positive change in a community - its health, environment, social circumstances, safety or addresses conflict - is a Messengers of Peace project.

MoP Projects in Hong Kong

We encourage Scout units (including Scout groups and districts) to organize MoP projects. Requirements are as below:

- (1) The project should be in line with any theme of “Messengers of Peace”
- (2) The project should contain service element and each participant should render at least one hour of service to the community

MoP Badge

In order to recognize the contribution of individual Scouts, with effective from 1 December 2014, members of the Scout Association of Hong Kong who have participated in any MoP projects registered at WOSM website www.scout.org and recognized by our Association will receive a MoP Badge Coupon. Scout members are allowed to wear the MoP Badge (shown on the right) on their Scout uniform for 12 months, starting from the first day of the MoP project. If members participate in another recognized MoP project, they are allowed to continue wearing the badge for another 12 months.



(MoP Badge)

Project Workflow (Please refer to the “Flow Chart of Messengers of Peace (MoP) Project (03/2020)” for more details)

1. Submission of Project Proposal
 - i. For Projects that USE the MoP logo in circulars / souvenirs / promotional materials
→ Submit application to the MoP coordinator of the respective unit. **【Step 1】**
 - ii. For Projects that DO NOT USE the MoP logo in circulars / souvenirs / promotional materials.
→ Implement the project. **【Step 2】**

(If the project is organized by more than one Scout units, application should be submitted to any MoP Coordinator from organizing units for approval. If the related Region/Unit have not yet appointed a MoP Coordinator, the application can be submitted to International Branch.)
2. Implementation of the MoP Project. **【Step 2】**
3. Leader-in-charge should register for a Personal Account (for first time registration only) **【Step 3】**
4. Upon completion of the Project, submit the Project Report and “Badge Purchase Request Form” to the respective Branches / Regions or International Branch. **【Step 4】**

5. After approval is granted, a MoP Badge Coupon will be issued. Applicants can purchase the MoP Badge at The Scout Shop of Hong Kong upon presentation of the Badge Coupon. Each MoP Badge costs HK\$5. **【Step 5】**

Badge Wearing Position

The MoP Badge should be worn in the middle above the right pocket of the Scout uniform. If Scout members are wearing other badge at the same time, it must be worn in accordance with the “Uniform Handbook” (Please refer to Chapter 4).

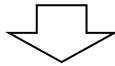
Overseas MoP Projects

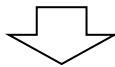
For Overseas MoP Projects, members can submit their application to International Branch for approval after completion of the project.

For enquiries, please contact International Branch at 2957 6400.

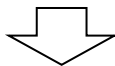


Hubert HO
International Commissioner



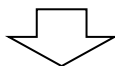


**Remark:
Only need to register once and can be used for other MoP Projects in the future.*



(i)

(ii)



5. Purchase of MoP Badge (HKD5.00 each)

- (i) For Individuals (For activities organized by AHQ units and Regions only) – Participants use the Individual MoP Badge Coupon to purchase the Badge at the Scout Shop.
- (ii) For Unit – Leader-in-charge can use the Group MoP Badge Coupon to purchase the Badge at the Scout Shop for all participants.

Remark : Scout members are allowed to wear the MoP Badge on their Scout uniform for 12 months, starting from the first day of the MoP project. If members participate in another recognized MoP project, they are allowed to continue wearing the badge for another 12 months starting from the first day of the other project.

Name list of MoP Coordinators of Scout units:

Scout Units	MoP Coordinators
Programme Branch	William CHEUNG
Training Branch	SIT Wai-tung LEUNG Chi-wan
Public Relations Branch	Patrick CHOY
Development & Adult Resources Branch	YEE Hin-yee
International Branch	Peggy TAM
Mainland Affairs Branch	Pen FONG
Hong Kong Island Region	TSOI Chun-fai
Kowloon Region	Gary YAN
East Kowloon Region	Ivy SIT
New Territories Region	NG Wo-loi
New Territories East Region	LAM Wai-hong
Friends of Scouting	Jasper YAU
The Baden-Powell Scout Club of Hong Kong	LEE Chung-yin

Remark: Units should submit their proposals to MoP Coordinator of the respective Scout units. If the related regions / units have not yet appointed a MoP Coordinator, the application can be submitted to International Branch for approval.

Demonstration on personal account registration:

SCOUTS
Creating a Better World

ABOUT WORLD EXPLORE MEDIA **LOGIN**

Scouting-
The World's Leading

LOGIN [LOGIN WITH FACEBOOK](#)

Username
Password

[FORGOT PASSWORD?](#) | [NOT A MEMBER YET?](#) **REGISTER**

LOG IN

WHY LOGIN?
Logging in to your scout.org account allows you to share photos, events, ideas, opinions and more with Scouts from around the world. Not a scout.org member? Click on the "REGISTER" button above and sign up. It's fast, easy and free!

Choose "Login", and then choose "Create Profile". Input your personal information and submit.

After registration, check your email and click the link.

SCOUTS
Creating a Better World

ABOUT WORLD EXPLORE MEDIA **HI, SAHK**

MY PROFILE
EDIT PROFILE
MY CONTENT
MY DRAFTS
MY READING LIST
LOG OUT

Scouting-
The World's Leading

Get your MoP ID by choosing "My Profile" and click the profile picture in the middle of the page in your profile. Then you will see your MoP ID.

Home

Accessed last on 22nd Nov 2017

★ 0 FOLLOWING

SAHK IL
Hong Kong

👤 0 FOLLOWERS

Demonstration on submission of Project Report:

The image shows two screenshots from the Scouts website. The top screenshot shows a user profile for 'SAHK IL Hong Kong' with a navigation menu where the 'CREATE' option is circled in red. A red arrow points from this 'CREATE' button to a text box. The text box contains the instruction: 'Click "Create" in "Explore" column after login. Then choose "Project".' A second red arrow points from the text box to the 'PROJECT' category icon in the bottom screenshot. The bottom screenshot shows a page titled 'Choose the category for the post you are writing' with two options: 'PROJECT' (highlighted with a red box) and 'SCOUT NEWS'.

Home / User account

SCOUTS[®]
Creating a Better World

ABOUT WORLD EXPLORE MEDIA

NEWS
EVENTS
SCOUT STORIES
SERVICE PROJECTS
WORLD MAP
SCOUT PLACES
LIBRARY
DONATION PLATFORM
CREATE

0 FOLLOWING 0 FOLLOWERS

SAHK IL
Hong Kong

0 UPDATES 0 NEWS 0 COMMENTS

Welcome to scout.org! We use cookies on this website to enhance your experience. To learn more about our Cookies Policy go [here!](#)
By continuing to use our website, you are giving us your consent to use cookies.

Home

Choose the category for the post you are writing

PROJECT SCOUT NEWS

Scouting
News
Events
Become a Scout
Job opportunities
Press

Legal
Terms and Conditions
Cookies Policy
Privacy Policy
Specific Terms of Use
Child Online Protection
Guidelines

Follow Scouts in Social Media
f, Messenger, Twitter, Instagram, YouTube, Pinterest, Android, LinkedIn

Receive Scout news!
Email Address *
Subscribe

Welcome to Scout.org! We use cookies on this website to enhance your experience. To learn more about our Cookies Policy go [here!](#)
By continuing to use our website, you are giving us your consent to use cookies.

Input the information of your MoP project, such as Title, Topics, Project Period, Service Hours, Description, Pictures and so on. Press “Publish” after filled in all fields.

CREATE PROJECT

LANGUAGE *
- Select a value -

TITLE *
[Text Field]

Project Period *
Choose start and end date for the project.
FROM
22 Nov 2017
TO: *
22 Nov 2017

DESCRIPTION *
[Text Area]

You are able to use some HTML tags.
Use bold text to mark text as bold.
Use <i>italic</i> to mark text as italic.
Use <u>underline</u> to underline text.
Use List item 1List item 2 to create lists.
Use Text displayed to add a link.

Pictures
ADD A NEW FILE *
[Select File] 未選擇任何檔案 [Upload]
More information

Files Attached
ADD A NEW FILE
[Select File] 未選擇任何檔案 [Upload]
More information

ORIGINAL PROJECT
[Text Field] [Refresh]

By submitting this form, you accept the Mollom privacy policy.

TOPICS *
[Text Field]

TAGS
[Text Field] [Refresh]
 SERVICE PROJECT

SERVICE HOURS*
[Text Field]

PARTICIPANTS*
[Text Field]

LOCATION OF PROJECT [Get location]
[Text Field]

Enter an address / location / Google map URL in the textfield or you can also click on the map to set a marker, or use your browser geolocation system by clicking this link: [My Location](#)

[Map of Africa]

LATITUDE: LONGITUDE: [Remove]

LINKS
[Text Field] [Add another item]

VIDEOS
VIDEO URL
[Text Field] [Add another item]

Publish [Save as draft]

After uploading, details of your MoP project will be shown on the website of World Organization of the Scout Movement (www.scout.org). A MoP Project ID is assigned to each Project.

